



UPPSALA
UNIVERSITET

Development of Library Teaching in Law Programme Education

Satu Qvarnström

Uppsala University Library

Uppsala, Sweden

satu.qvarnstrom@ub.uu.se



Outline


- Uppsala University, Law faculty and the library
- Starting point for development on term course 1
- Development areas
- Library instruction on term course 1 today
- Reflections and summary



UPPSALA
UNIVERSITET

Uppsala university and Law Faculty

- Uppsala University since 1477
- 40 000 students



- Law Faculty the oldest faculty of law in the Nordic countries
- Law Programme - One of Sweden's most popular
- 2000 law students at the undergraduate level



UPPSALA
UNIVERSITET

Dag Hammarskjöld and Law Library

- One of ten subject libraries within the University Library
- Political Science, Law, Peace and Conflict Research, International Relations, UN and EU
- 4 librarians involved in library instruction for law students





Starting point for development

- Library Instruction early an integrated part of law education




- PBL (problem-based learning)
- Curriculum for the law programme
- Subject/work-related
- Subject knowledge and pedagogical skills (librarians)



Traditional library instruction

- Mostly printed legal material
- Little student activity
- Focus on the librarian's detailed content-knowledge, not students' learning
- Little connection to students' task to write an essay





Development areas

- Learning outcomes for library seminars
- Relevance
- Student activity
- Subject guide as a tool for learning





Development areas

- Information seeking strategies
- Focus on electronic legal material
- Evaluation
- Progression





Step 1: Introduction to Law library, term course 1

- Short introduction to Uppsala University library
- Introduction to library catalogue
- Student activity in groups during the introduction to the physical library
- Introduction to printed material (how to find a law, preparatory works)
- Welcome back – preparation task in Student portal



UPPSALA
UNIVERSITET

Step 2: Library seminar term course 1

- Teaching in pairs
- Learning outcomes for the seminar are presented at beginning of class
- Short introduction to library resources and databases
- Subject guide as a tool to find legal sources



Step 2: Library seminar term course 1

- Group activity – students discover content of databases in smaller groups – demonstrate to the whole group
- Librarians complete where necessary, clarify and summarize
- Students reflect : What did I learn?
- Librarians reflect: How did it go? What can be improved?





Complementary material

- Handouts in the Student Portal – legislation process and it's documents
- Leaflet – Law library – an introduction



Learning outcomes

After the seminar you should be able to:

- Find books and journal articles in Swedish legal databases and library catalogue
- Find laws, preparatory works and case law in Swedish legal databases
- Apply search strategies, such as choice of search terms and formulating queries

Law area

Ämnesguider

Juridik

Svensk rätt

Författningar

Förarbeten

Rättspraxis

Litteratur

EU-rätt

Internationellt

Utländsk rätt

Rättshistoria

Författningar

Links to databases



Boka en bibliotekarie

Skriver du examensarbete eller annan längre uppsats?

[Boka en bibliotekarie](#) för vägledning i att hitta information till ditt arbete.

Kontakta ditt bibliotek

Juridiska biblioteket

Klostergatan 3, Uppsala

018-471 7850

[Fråga Juridiska biblioteket!](#)

[Hitta i biblioteket](#)

Hur hittar jag en lag?

Lagar och förordningar publiceras i Svensk författningssamling (SFS). Denna förvaras på galleriet ovanför Ekelöfsalen i Juridiska biblioteket (äldre i Öppna källaren). Du kan även hitta de vanligaste lagarna i någon av lagböckerna, som står i en särskild hylla i Ekelöfsalen. I elektronisk form hittar du lagtext i [InfoTorq Juridik - Rättsbanken](#), [Karnov](#), [Zeteo](#) eller [Lagrummet](#) eller [Riksdagens databas](#).

Hur vet jag om en lag blivit ändrad?

Om du vill veta om vid vilka tillfällen och i vilka delar en lag blivit ändrad hittar du i registret till Svensk författningssamling (SFS). I elektronisk form hittar du detta register i [InfoTorq Juridik - Rättsbanken](#) eller [Lagrummet](#). Observera att alla ändringar redan är införda i den lagtext du hittar i databaserna. [InfoTorq Juridik - Rättsbanken](#), [Karnov](#) och [Zeteo](#) anger också i anslutning till respektive paragraf när denna ändrats, med länkar till ändringar och/eller tidigare lydelse.

Hur hittar jag myndigheters författningssamlingar?

Länkar till myndigheters författningssamlingar hittar du i [Lagrummet](#).

Information about printed material



Information seeking strategies:

- Search terms
- Boolean operators
- Truncation



Evaluation questions for students

- Write down something new you have learned
- Write down something you will do differently when searching for information after this seminar
- Write down something that is still unclear





What we have learned

- Topic relevance and right in time for paper writing is essential
- Group work in small groups or in pairs works well to activate students
- Peer to peer model– increases motivation to learn
- New teacher role for librarians
- Teaching in pairs enables dialogue
- Evaluate now and then



UPPSALA
UNIVERSITET

Change is an ongoing process





Summary

- Structure through expected learning outcomes
- Changed focus from teacher to students
- Focus on legal databases
- Student activity: group work, peer to peer
- Formative evaluation with focus on students' own learning



UPPSALA
UNIVERSITET

Thankyou for listening!



Satu Qvarnström 2013-09-30

